

2022

2022

2017 2018 2019

1 2017 2018 2019

2

1

2022 10 8 -16

20 /

10 18 -23

2

2022 10 8 -16

20 /

2022

2022

2022

2022

2022

2022

2022

7

<http://hnsrzy.fanya.chaoxing.com/>

s654321s

10 20 -11 6

11 5 -6

1

2


1


2

3

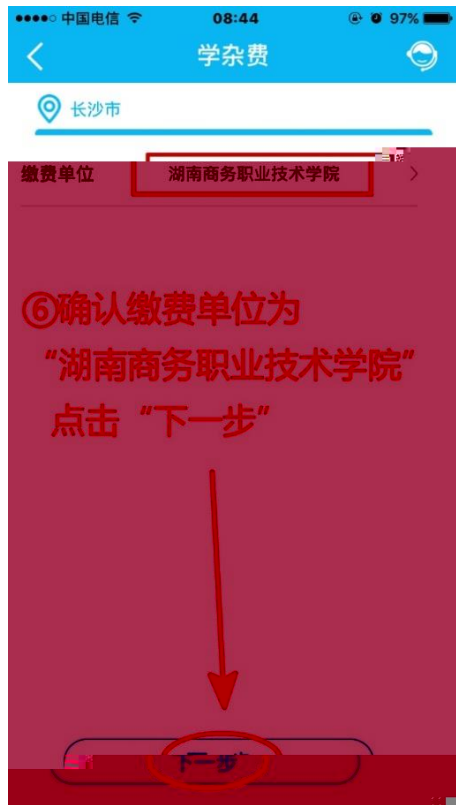
IPAD

2022 9 30





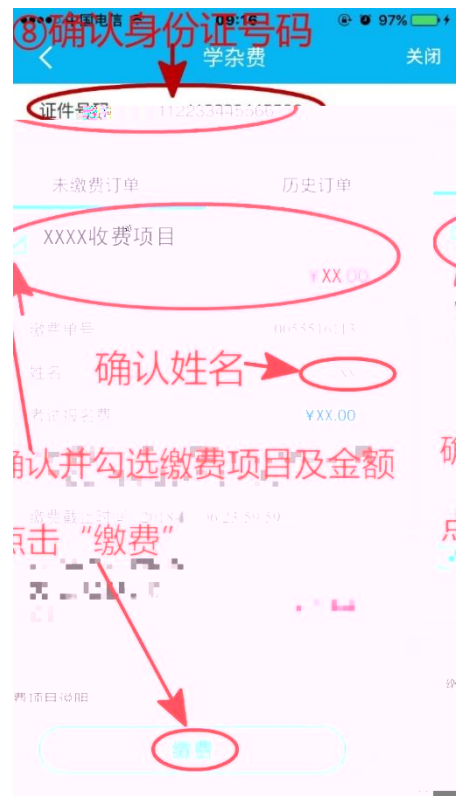
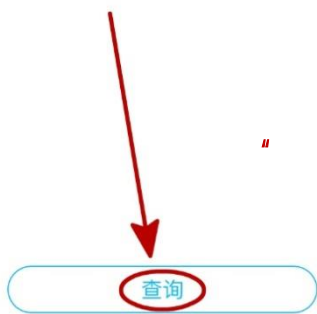
⑤选择缴费单位  
“湖南商务职业技术学院”



⑥确认缴费单位为  
“湖南商务职业技术学院”  
点击“下一步”



⑦输入身份证号码  
点击“查询”



⑧确认身份证号码

确认姓名  
确认并勾选缴费项目及金额  
点击“缴费”



⑨确认金额

选择付款账户  
点击“确认支付”

